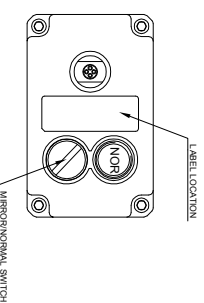
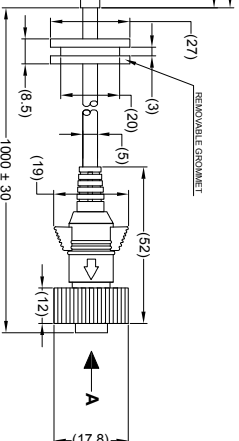
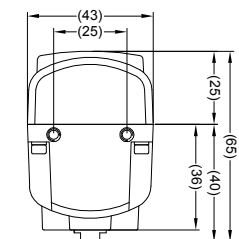
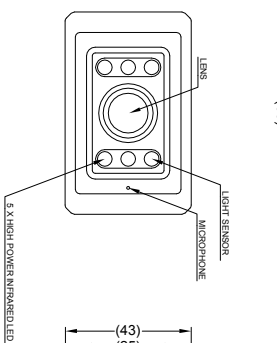
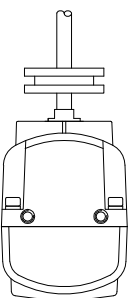
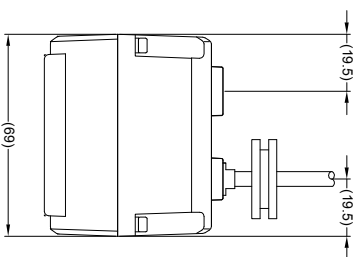
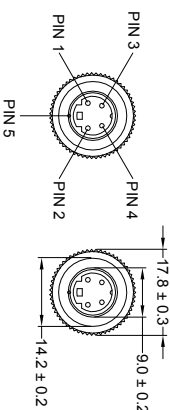
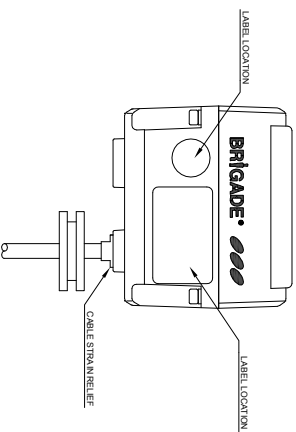


<b>Revision Notes</b>			
R1 - CONNECTOR PIN OUT UPDATED TO NEW STANDARD.			
APPA: -	Drawn: -	Checked: M BUTLER	Approved: S MATTHEWS
			Date: 23/09/11
R2 - VIEW A MATING FACE AND PINOUT TABLE UPDATED AS PER ECR CR-A204.			
APPA: TCF00	Drawn: RBATES	Checked: A FERDIGHI	Approved: G PLITH
			Date: 02/04/14



**VIEW A**

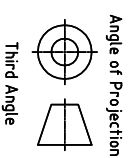


**4 PIN MINI DIN MALE MATING FACE**

PIN #	WIRE COLOUR	DESCRIPTION
1	YELLOW	VIDEO
2	RED	+12V
3	BLUE	N/C
4	WHITE	AUDIO
5	BLACK/SHIELD	GND

- NOTES:
1. REFER TO "PRODUCT SPECIFICATION" FOR MORE DETAILS.
  2. REFER TO COMPONENT DRAWINGS FOR COMPONENT DETAILS.
  3. ENSURE SELF AMALGAMATING TAPE IS USED DURING INSTALLATION.
  4. ANY CUSTOMER MODIFICATION OF THIS PRODUCT CAUSING SUBSEQUENT FAILURE IS NOT A LIABILITY OF BRIGADE ELECTRONICS PLC.

**PROPRIETARY NOTICE**  
 THIS DESIGN AND TECHNICAL INFORMATION APPEARING ON THIS DRAWING IS THE PROPERTY OF BRIGADE ELECTRONICS, AND IS DISCLOSED IN CONFIDENCE. IT IS NOT TO BE COPIED, REPRODUCED, REVEALED TO OR EXPLOITED BY OTHERS, EITHER IN WHOLE OR IN PART WITHOUT THE EXPRESS WRITTEN CONSENT OF BRIGADE ELECTRONICS.



<b>Assembly Pl Approval</b>		<b>Approved by</b>		<b>Checked by</b>		<b>Drawn by</b>	
-		DKERAL		JNEWMAN		M BUTLER	
<b>Angle of Projection</b>		<b>Units</b>		<b>Scale</b>		<b>Released</b>	
Third Angle		mm		N/A		13/07/10	
<b>Status</b>		<b>Part No</b>		<b>Released</b>		<b>Assembly Ref</b>	
RELEASED		#3243B		BE-800C-C		BE-001104-02-10	